

34 Oracle Practice, Part C

In this article we will discuss doing Tarot readings in a more traditional European manner. We will set the Senet Oracle Board aside and use some Tarot layouts. In this way of doing a reading we first shuffle the cards and then spread them into an array face down on the table. When we decide on the question, we can also decide how many cards we will draw and how we will arrange them on the table.

The simplest layout is a single card draw. You just decide on your question and then pull a card and turn it over face up. That is your oracle, and it often will give you quite a bit of insight into your question.

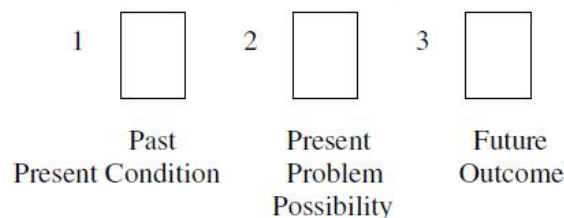
One-Card Draw



(This Situation, Place, etc.) NOW (Today, This Week, Month, Year)
Insight into a particular question.

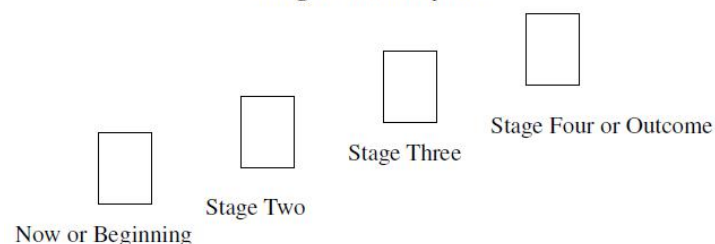
Another simple layout consists of 3 cards. The first card can represent the past conditions that led to the problem. The second card is for the problem itself. The third card offers a suggested solution or an indication of what the way forward may hold regarding the situation.

3-Card Layout

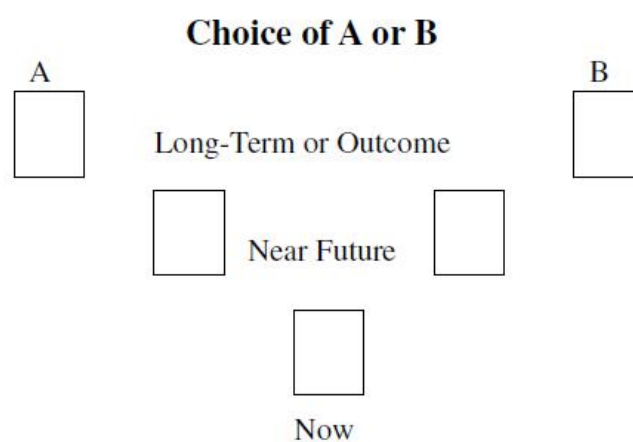


You could arrange 3 or more cards into a step-like progression to suggest phase one, phase two, phase three, and so on for the situation. These cards could represent specific time periods such as a week, a month, a season, or a year.

Progression Layout

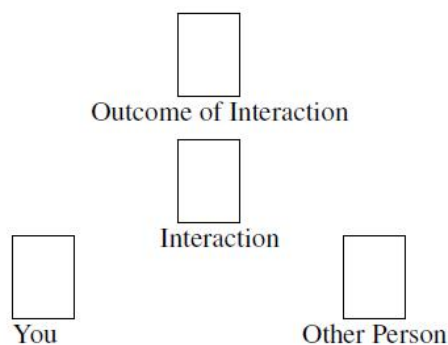


There are situations in which a person faces a choice between 2 or even more options. Then you can place a first card for the situation at hand. Above that you can place a card carrying a suggestion for each option and then a second card for how the option would develop. You must use your own intuition to decide which option is the best. Pay attention to the types of cards that appear. Trump cards suggest an important influence of the Trump. Court cards may suggest a type of person could be involved. If you include Process cards (so-called "Minor Arkana"), they may suggest some emphasis on a certain phase of the developing situation.



Here is a simple layout for preliminary exploration of a relationship.

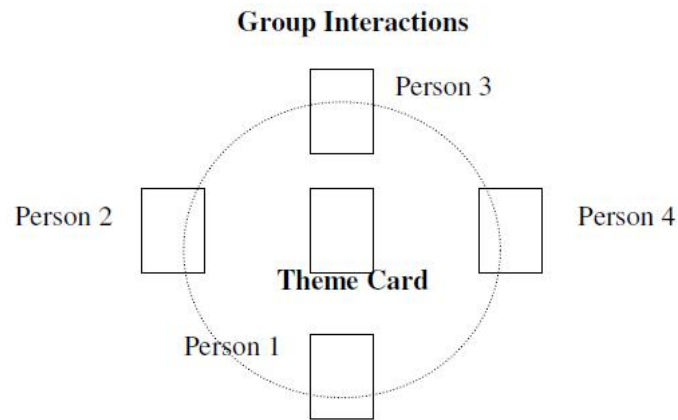
Relationship Readings



Sometimes the cards of a particular deck will form interesting artistic patterns and interactions in a layout. These may bring up connections between components of the layout.

Here is a layout for a group reading. Each person draws a card and the group draws a card to place in the center that speaks about the group as a whole. It is not meant to be a long-term reading, but just a glimpse at

the moment and may spur some interesting conversation and interactions among the group's members.



Here are a few simple but very interesting layouts that I personally like.

I Don't Know Layout



1. You and Others Know.



3. Your Secret
You know. They Don't.

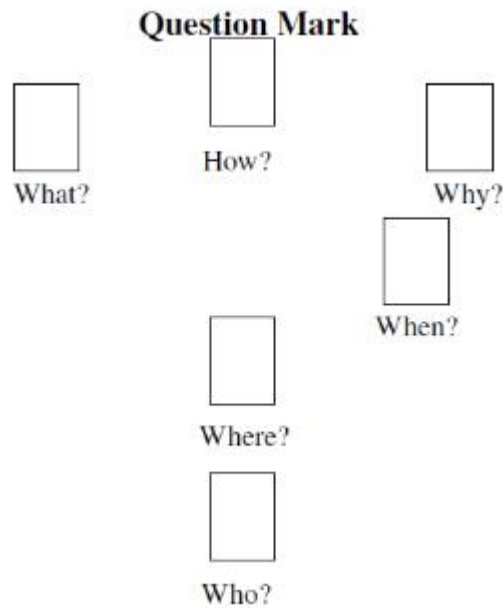


2. Your Blind Spot
They know. You Don't



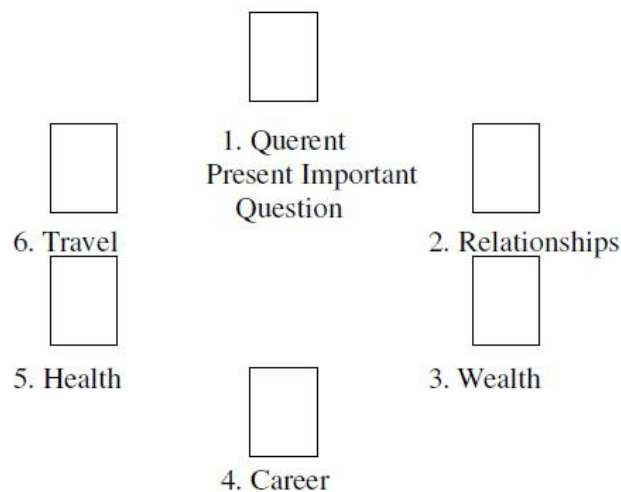
Heaven's Suggestion
Nobody Knows but Heaven.

Here is one that asks the questions a news reporter asks.



Sometimes you may want some hints at what is going on in various areas of your life. You can design a layout that explores any set of topics.

6 Cards, 6 Areas of Life



Here is a reading that focuses on the 7 physical chakra energies. You can also add an 8th card for the Immortal Light Body. These cards may give suggestions of how to open and clear aspects of the chakra energies that may be blocked in some way. No matter what card comes up for the 8th chakra, it is OK unless you have some resistance to it, because the Light Body is always open to all possibilities.

7-Chakra Layout
(You may add an 8th Chakra Card)

Crown	7	7	Sahasrara	Spiritual Life
Eye	6	6	Ajna	Vision Wisdom
Throat	5	5	Vishuddha	Express/Communicate
Heart	4	4	Anahata	Feelings, Social
Solar Plexus	3	3	Manipura	Power
Pubic	2	2	Svadisthana	Sex, Desires, Needs
Root	1	1	Muladhara	Material Aspect

In general when doing a reading I have the questioner pull the cards and set them into the layout pattern face down. Then I turn over the cards one by one to reveal the reading. Take your time and discuss each card as it is revealed. You can also relate the cards in the layout, referring back and forth as the contents of the whole layout is revealed.

When doing a reading with a layout, you may use the Trump deck or the complete 78-card deck. Once we introduce the 40 Process cards and the 8 Energy cards, you may include them in your readings. An Energy card suggests that the energy of a particular “chakra” may play an important role in the reading. A Process card indicates that a situation is unfolding in stages, and you may put some attention on the particular suit (energy level) and phase in a process that appears in your layout. If an early phase card occurs at a late stage in a layout, that may mean that you have to go back and “shore up” the earlier stage of your original situation or that it is presaging an early stage in a new process that will arise from the result of your situation reaching a resolution.

Now let us do an example of a simple 3-card layout. The question is about wanting to hold a little seminar class. We will look at three stages of the question: the intention, a suggestion how to proceed, and the likely outcome of the project.

We shuffle the cards and spread them out face down. Then we select four cards and place them in a row, still face down. When we turn over the first card, we discover it is the Star. This card tells us our plan has lots of possibilities for future development. It is a goal that does not have any limitations on it. There is no reason it will not become something that can grow and evolve over time. So that is a good sign. The next step is to find out a suggestion regarding how to actually proceed in accomplishing this intention successfully.

The second card we turn over is the Emperor. This card suggests that the organizer of the class must be in charge. He must exert executive leadership and take responsibility for managing all the details, either directly or through delegation of authority to someone or a group of assistants who are capable of carrying out their appointed tasks. A venue must be chosen and scheduled. Prospective students must be contacted and signed up. Funds must be collected to pay for rental costs, transportation, class materials, and so on. The project must at least break even, but should yield enough income so that the background work may continue and future events can be prepared. The bills must be paid, and the initiator of the project must see that all these practical details are completed in a timely and professional manner.

When we turn over the third card, we find it is Maat, the Justice card. This, of course, tells us that the seminar must be delivered as promised, and the material must be genuine and truthful. It also suggests a balance between the intellectual content and the emotional content, the objective and the subjective. People attend classes because they want to learn information and skills. They also want to learn things that will give them more confidence and success in their lives. Knowledge is fine, but happiness goes way beyond the “facts” that a person may learn. So it is of great use if the class gives students tools they can apply in their own lives to further their own goals and aspirations. Maat is the beloved partner of Thoth, the High Priest, and totem Trump for Educators. So this is a perfect suggestion for the outcome of our reading. In the layout of the cards below, notice how Maat faces Star and Emperor, looking back over the whole event to see that all is balanced, fair, and truthful. With that outcome we know that the project may continue into the future to grow and evolve naturally.



The central role of the Emperor is that the teacher is in charge of the entire class. He is the expert. On the other hand, each participant in the class is also an Emperor, because, when the student understands the material, he or she may also become a teacher and transmit the material on to other students. In this way a future galaxy of Stars gradually can be brought into being and spread the material far beyond the sphere of a single individual. From this we understand that the vision of education is conservative of knowledge, wisdom, and skills but always aims toward a future of growth and innovation.

Finally we turn over our last card and discover it is the Empress. She is filled with Light and Love that radiates in all directions, and her presence fills the entire Cosmos.



She holds in her hands a mirror telling us that all of this is a revelation of the Self to the Self. Everything we learn gives us insight into who we are and reveals our true potential. The purpose of a class is for the

teacher to shine his light so that the students may shine an even brighter light and fill their reality with the brilliance of that light. Each tiny Star is a Sun in charge of its own solar system and filled with life potential.

You can see from this example that a simple everyday event can become a vehicle for revealing the amazing mechanics of the cosmic interplay of energy that has no limitations if we allow the archetypes of creation to work their magic on the details of our everyday lives.

Now for our second example we will consider another simple layout that does not have a sequence, but looks at a topic from different viewpoints. Suppose we are considering buying a house. We will select three aspects of this project that merit attention and see what the cards have to say.

Our first consideration is Price. The second consideration is Location. Our third consideration we will call "Other", because there may be aspects of this purchase we have not thought of that could have considerable impact on our decision. This third card could bring up personal issues, environmental issues, or who knows what.

So we shuffle the deck and select 3 cards that we lay out face down to represent our three topics. The first card (price) turns out to be the Lord of Touch. This card shows the Lord of Touch reaching out to touch the symbol for money, for value. We want to get the best value for the lowest price, so we will have to negotiate with the owner if we really like the property. Every party is looking to get the best value out of the exchange, so we must look carefully at how the purchase touches our financial means and also try to get what we want while giving the owner a fair price. It is not a wise idea to close a deal in which you take advantage of another person's weakness to get a high value at such a low price that the owner feels anger or regret about the deal. Investment for a profit is fine and a good business practice, but not exploitation. On the other hand you do not want to put yourself so deeply in debt that you create unwanted stress in your life. So the secret of negotiating price is to find the position that leads to a win-win situation for all parties.

Next we come to the question of "location". This is very important, because once you buy the property, you spend a lot of time there. The

environment affects you, transportation and convenience can become daily issues. The view, the air quality, access to schools and other facilities all matter. The card that appears is the Empress. This calls attention to the matter of light. What is the exposure of the property? If there is not enough light, the place may become damp, depressing, or even moldy. If there is too much light, it may be very hot in the summer time.

A house is like “mother at home”. It should have a nurturing quality so that you feel rested and energized when you are there. It is probably not a good idea to be located where there is loud traffic noise day and night.

The last card is about other concerns. The card that appears is Judgment. This tells us that, if we can reach a good price and are satisfied with the location, the last big step is to make a final decision. That decision must come from the subjective judgments of all who plan to live on the property and how they intend to use the space.

Any property will have merits and demerits. An older property may require a lot of maintenance. A newer property may require less upkeep, but the construction may not be as solid and long lasting. You put all the considerations into the balance and make a judgment, because buying a property for a residence or for a work space will have a major impact on your daily life.

My suggestion is that, when you begin to play with the oracle, first start with just the Trumps and the first eight Court cards. You may also include the two Wild Cards. Practice various ways to draw cards using the deck of cards, using the throwing sticks, or using some form of amulets. Practice with the Senet Oracle Board and explore a variety of layouts. At first do small readings with no more than 5 cards. Later when we work with a full deck you may want to try larger more complex layouts. But with the Senet Oracle Board the presence of the underlying layout on the Board generates a lot of peripheral information wherever you place a card. With a layout you only have the relationships among the cards in the layout.

In the next articles we will introduce the 8 “chakra” energy cards and the Process cards. Then we will do a few sample readings with a full deck of 78 or 80 cards.

34 Study Questions

- * What is the value of doing readings with the Trump and/or Court cards?
- * Practice doing readings with various questions and various layouts.
- * Notice how a particular card can have quite a different reading within a different context. Each card adapts to the circumstances of the question you are exploring.
- * How does this article relate to the Series Overview?